

# ROUTE TO THE TOP?

## HOW NEW YORK COMPARES TO HIGHER RANKED STATES IN THE "RACE TO THE TOP"

■ New York compared to #1 Delaware (-46) ■ New York compared to #2 Tennessee (-36) ■ New York compared to other higher ranked states (-14)

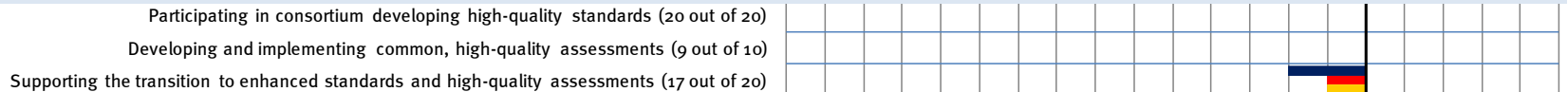
Criteria (New York score & total possible points in parens)

-15 -14 -13 -12 -11 -10 -9 -8 -7 -6 -5 -4 -3 -2 -1 0 1 2 3 4 5


### A. STATE SUCCESS FACTORS




### B. STANDARDS AND ASSESSMENTS



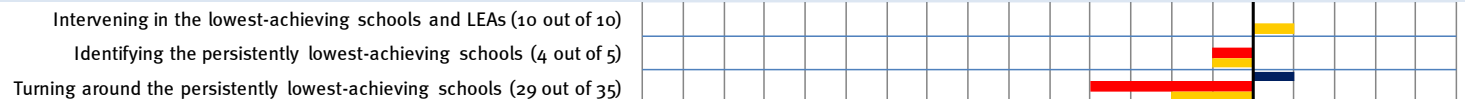
### C. DATA SYSTEMS



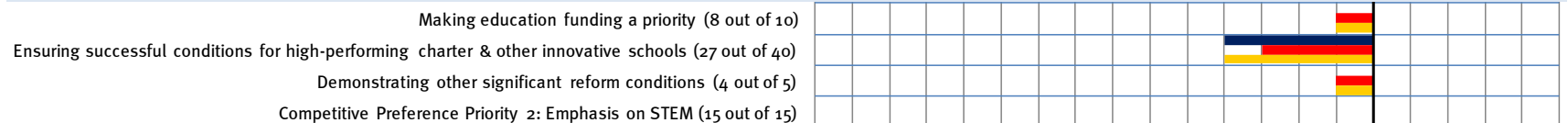
### D. GREAT TEACHERS AND LEADERS



### E. TURNING AROUND THE LOWEST ACHIEVING SCHOOLS



### F. GENERAL



SOURCE: NYS Council of School Superintendents analysis of U.S. Education Department data accessed on 4/12/2010 here: <http://www2.ed.gov/programs/racetothetop/phase1-applications/phase1-scores-detail.xls>.

# ROUTE TO THE TOP?